



KINGSKERSWELL CHURCH OF ENGLAND PRIMARY SCHOOL

Telephone: (01803) 873398

Email: admin@kingskerswell.devon.sch.uk

www.kingskerswellprimaryschool.co.uk

Wednesday, 10th September 2025

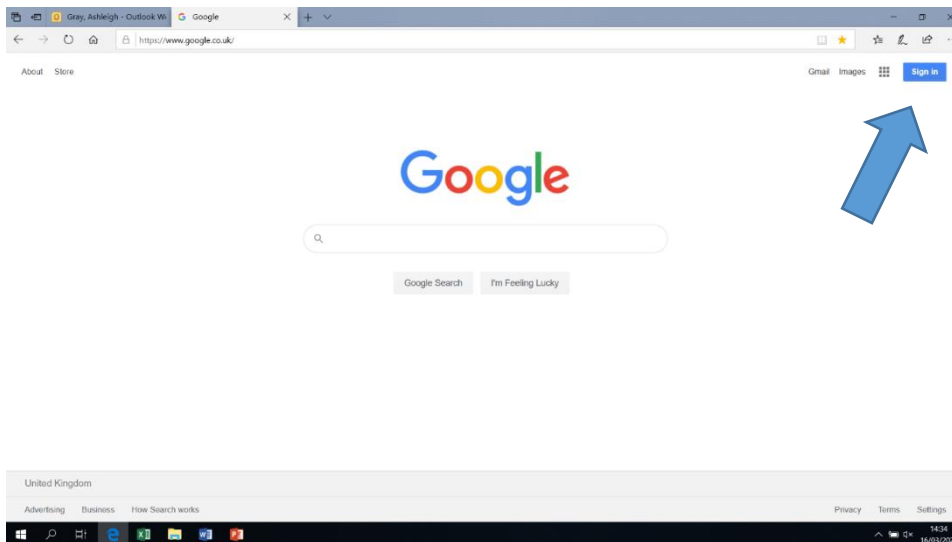
Dear Parents and Carers,

Google Classroom is an online platform that allows for secure communication between teachers and pupils. The app can be accessed on any device that has internet access including laptops, desktop computers, smart phones and tablets. The teachers in Kingskerswell Church of England Primary School use this resource for classwork and homework tasks.

Please find below a step-by-step guide for how to access Google Classroom. An important point to make is that children need to be logged in with their own Google account to access their classroom.

You should have received your child's login details separately from their class teacher.

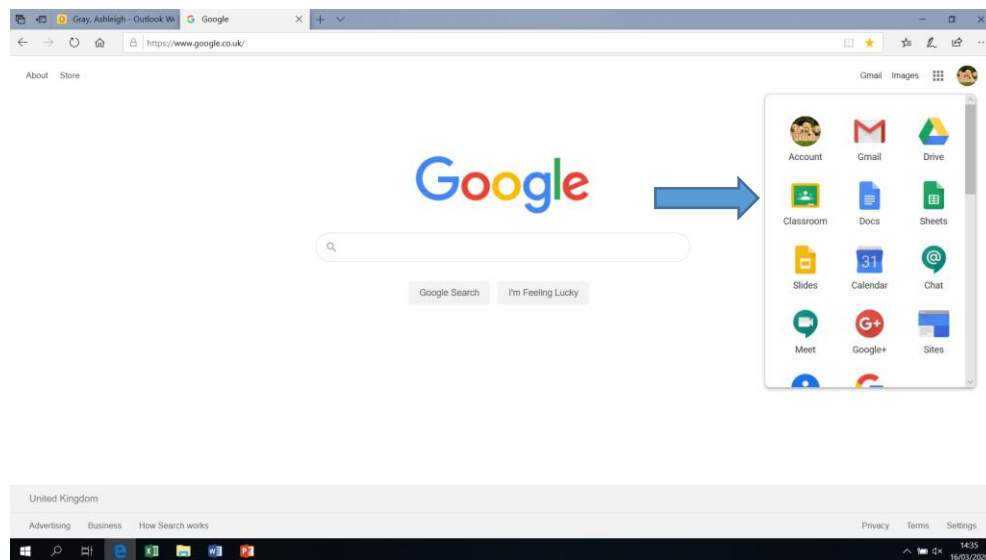
Step 1: Click the sign in button at the top right-hand corner of the Google home page.



Step 2: Sign in with your child's Google username and password. Your child normally logs in with this login at school. If it does not work, please email admin at school and they will contact the class teacher. You can only access your child's Google Classroom page with school logins.

Step 3: Now that you are logged into to your child's 'Google account' you will be able to access all of their 'Google apps'. These should appear as 9 dots next to the profile picture/letter at the top right of the Google homepage.

Step 4: In Google Apps select 'Google Classroom'. If this does not appear automatically then you'll need to search 'Google Classroom' in Google and select it from the search results.



Step 5: Now that you are in Google Classroom you should see your child's class page on the homepage. If not, click the option cross in the top right and 'join class' and type in the class code

Your class codes are:

EYFS - mqcpw2e

Year 1 – jdryy5ue

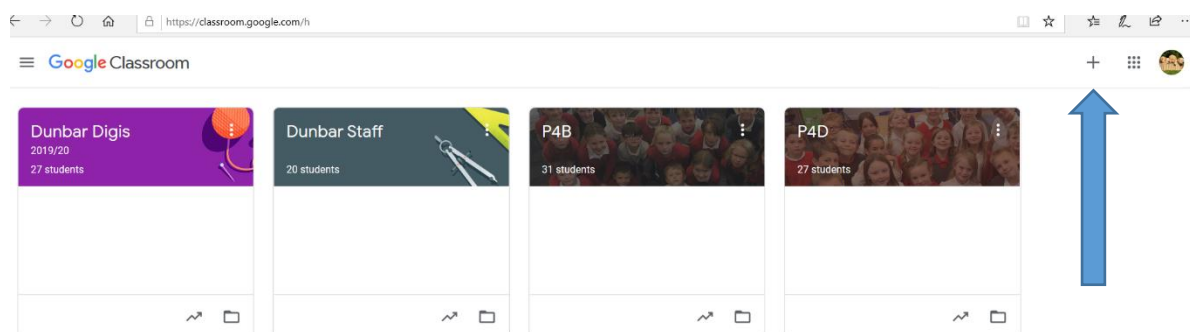
Year 2 – szpv5bx3

Year 3 – l6qfb2ur

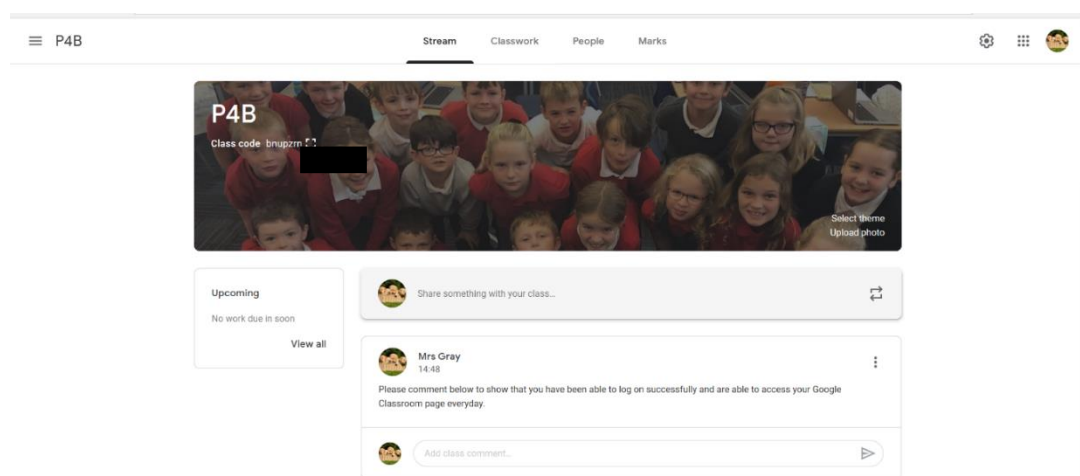
Year 4 - jsonqqp

Year 5/6 - 34sftqba

Display



Step 6: Now that you are on your child's class page you should read any notifications from the teacher in the stream section. Your child can also post comments in response. Remember that everyone who is a member can see these comments including the teacher who can delete anything that they think is inappropriate.



Step 7: Now that you are able to access your child's Google Classroom easily you'll be able to see any information, instructions or material posted by the teacher on the homepage. The next main section to visit regularly on your child's classroom is the 'Classwork' section. This is where all of your child's classwork and homework will be stored.

Kind regards,

Daniel Yiend

Assistant Headteacher